



Instagram

# What is Instagram?

- Instagram is a free social network created in 2010
- It allows registered users to take and share photos and videos on the network. It also lets you filter photos.
- The most popular feature is Stories.
- You can also chat with other people in direct, do live and look at the shop section.
- In 2012, the company was purchased by Facebook.



2010



2010 - 2011



2011 - 2016



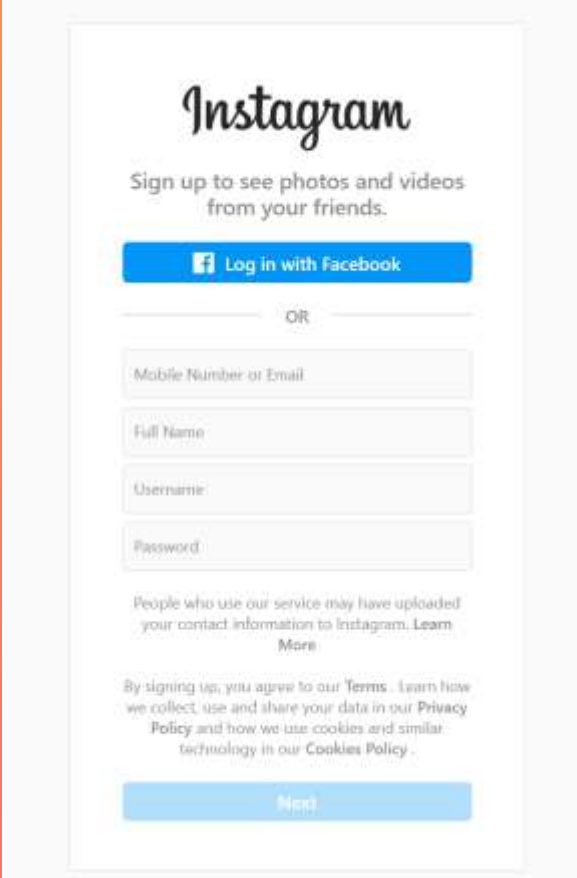
2016 - 2022



2022 - now

# Set your profile

- Create your new account by clicking Sign up or Create New Account.
- Enter your mobile number or email (or log in directly with your Facebook account).
- Enter your first and last name, a nickname and a password.



The image shows the Instagram sign-up page. At the top, the Instagram logo is displayed in its signature script font. Below the logo, the text reads "Sign up to see photos and videos from your friends." A prominent blue button with the Facebook logo and the text "Log in with Facebook" is positioned below this text. Underneath the button, the word "OR" is centered between two horizontal lines. Below this, there are four input fields: "Mobile Number or Email", "Full Name", "Username", and "Password". At the bottom of the form, there is a blue button labeled "Next".

Instagram

Sign up to see photos and videos from your friends.

[Log in with Facebook](#)

OR

Mobile Number or Email

Full Name

Username

Password

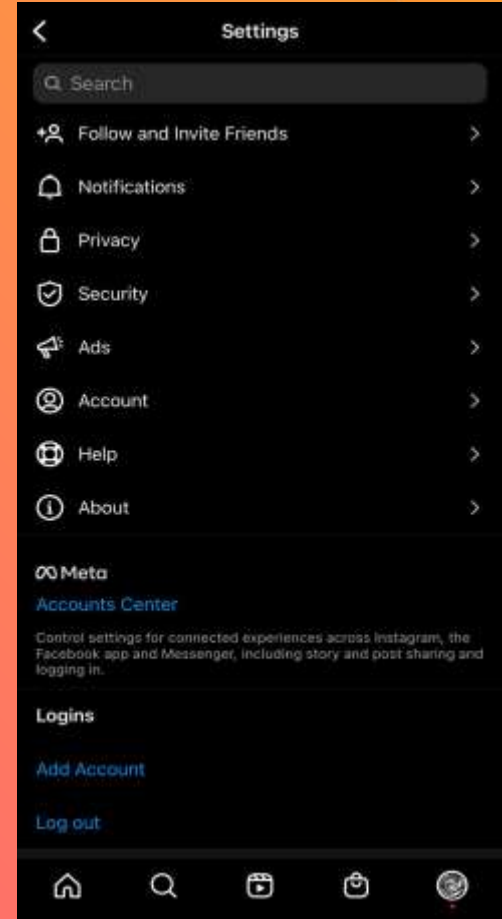
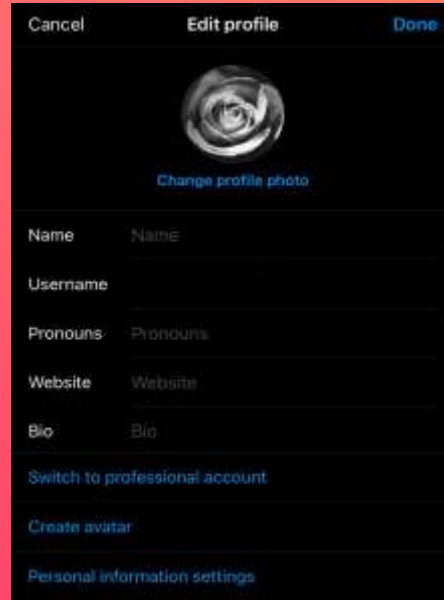
People who use our service may have uploaded your contact information to Instagram. [Learn More](#)

By signing up, you agree to our [Terms](#). Learn how we collect, use and share your data in our [Privacy Policy](#) and how we use cookies and similar technology in our [Cookies Policy](#).

[Next](#)

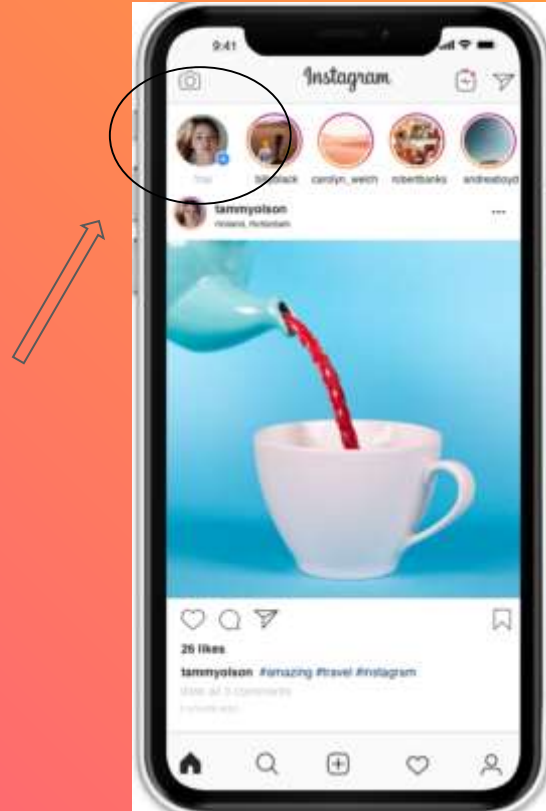
# Set your profile

- Choose a profile photo.
- Write a biography or add a website.
- Your account can be private, public or business.




# How to post stories

- Instagram stories are visible to your followers for 24 hours.
- The first step is to click on "Your Story" in the top left.



# How to publish photos or video

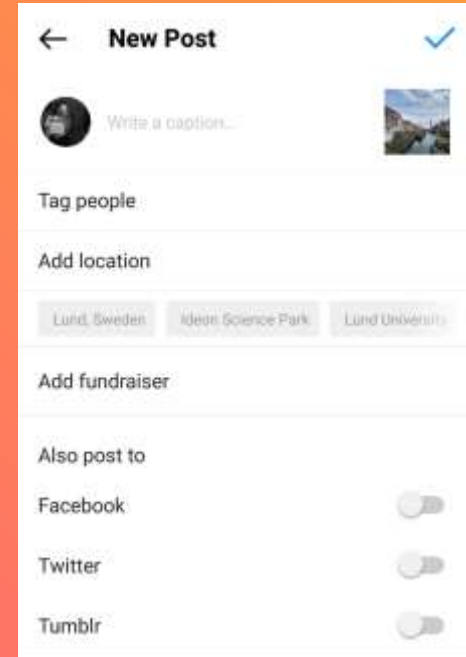
- to post a photo or video, press the last icon in the bottom right
- after entering your profile, press the "+" button on the top right
- choose the option "post"
- upload photos from your gallery or make them at the moment, you can post multiple photos/videos in the same post



# How to publish photos o video



- if you want, you can add a filter to the post
- write a caption, add location or tag people
- you can publish the same photos also to Facebook, Twitter o Tumblr





# How to make a reel

Record and edit 15-second multi-clip videos with audio, effects, and new creative tools. You can share reels with your followers on Feed, and, if you have a public account, make them public.

- Select Reels at the bottom of the Instagram camera.
- Audio: Search for a song from the Instagram music library. You can also use your own original audio by simply recording a reel with it.
- AR Effects: Select one of the many effects in our effect gallery, created both by Instagram and creators all over the world





# Tips to have more likes and followers



- Use 5 to 10 hashtags.
- use hashtags that match the photo or video.
- High quality of pictures / videos
- Interact with people
- Use live
- Write a description
- Publish regularly

Thanks, now follow us 😊

@memouna.dlo

@joelleriana

@carlos\_felix13

@bengisusaricam